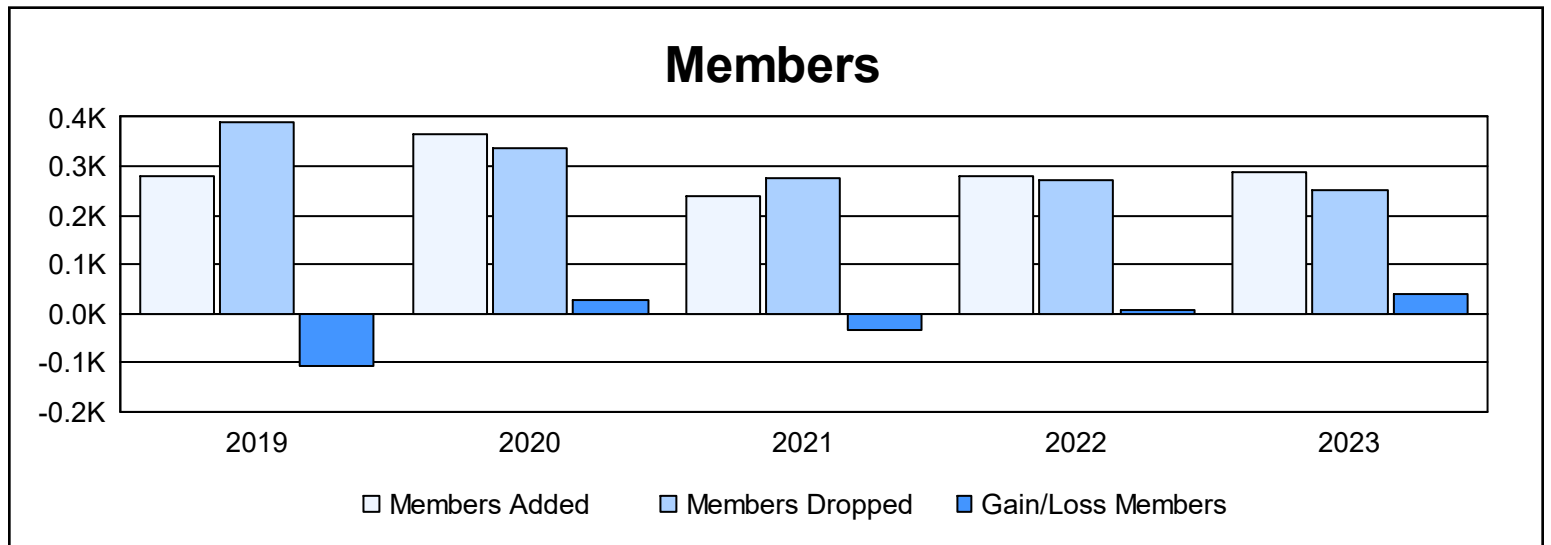
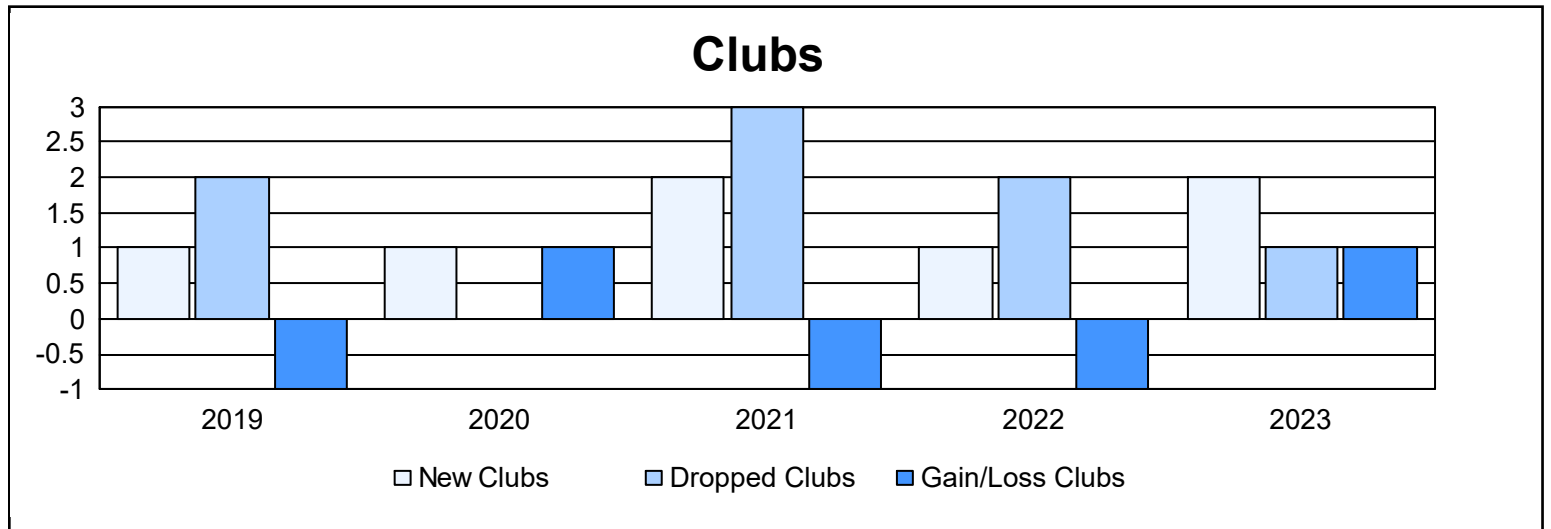
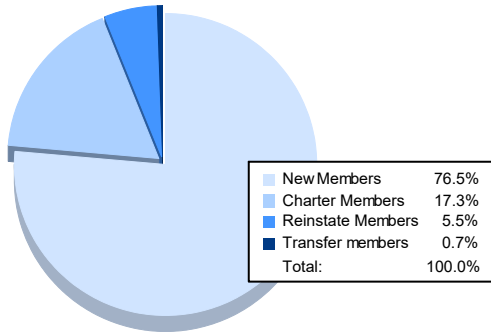


| Year | New Clubs | Dropped Clubs | Gain/ Loss Clubs | New Members | Charter Members | Reinstate Members | Transfer Members | Total Member Added | Total Members Dropped | Gain/ Loss Members |
|----------------|-----------|---------------|------------------|-------------|-----------------|-------------------|------------------|--------------------|-----------------------|--------------------|
| 2018-2019 | 1 | 2 | -1 | 226 | 29 | 23 | 2 | 280 | 388 | -108 |
| 2019-2020 | 1 | 0 | 1 | 266 | 56 | 40 | 2 | 364 | 338 | 26 |
| 2020-2021 | 2 | 3 | -1 | 167 | 62 | 10 | 2 | 241 | 275 | -34 |
| 2021-2022 | 1 | 2 | -1 | 227 | 29 | 18 | 4 | 278 | 271 | 7 |
| 2022-2023 | 2 | 1 | 1 | 221 | 50 | 16 | 2 | 289 | 251 | 38 |
| Average | 1 | 2 | 0 | 221 | 45 | 21 | 2 | 290 | 305 | -14 |



Membership Composition June 2023 Cumulative



Gender Composition June 2023 Cumulative

